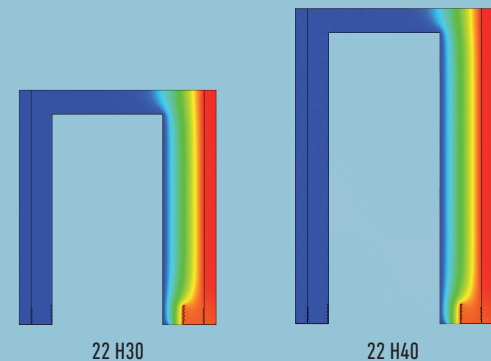




LUXETHERM[®] SOLE




MODELO MODELO MODÈLE	AISLAMIENTO TÉRMICO (SEGÚN DIN EN ISO 10211) ISOLAMENTO TÉRMICO ISOLATION THERMIQUE	AISLAMIENTO ACÚSTICO (SEGÚN UNE EN ISO 10140-2) ISOLAMENTO ACÚSTICO ISOLATION ACOUSTIQUE
SOLE 22 H30	0,5690 W/M ² K	Rw 32 (-1;-5) dB D _{n,e,w} = 47 (-1;-5) dB
SOLE 22 H40	0,6166 W/M ² K	-

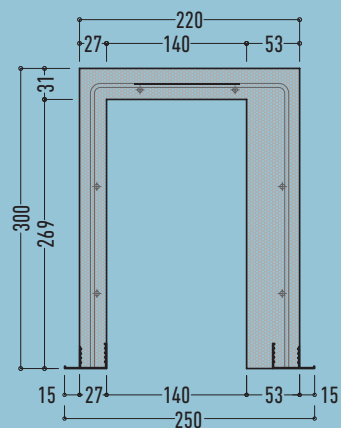
REVESTIMIENTO LATERAL | REVESTIMENTO LATERAL | FINITION LATÉRALE



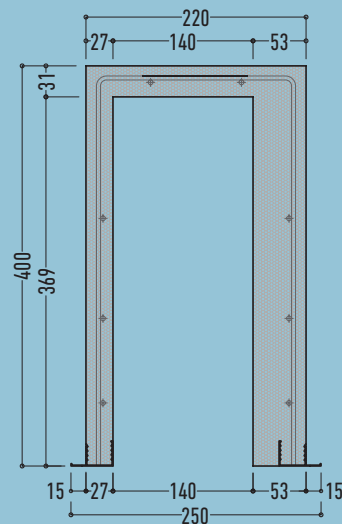
Poliestireno reticulado.
Poliestireno reticulado. | Polystyrène quadrillé.



Cemento especial.
Cimento especial. | Ciment spécial.

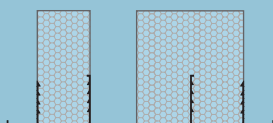


SOLE 22 H30



SOLE 22 H40

PERFIL DE SOPORTE | PERFIL DE SUPORTE | PROFIL DE SUPPORT



SOLE 22 H30 | SOLE 22 H40

TESTERO | TOPO | CONSOLE



ABS SOLE 22
50208



CENTRAL SOLE 22 H30
52323



ABS SOLE 22
50208



CENTRAL SOLE 22 H40
52325

* CORTAR SEGÚN LA ALTURA DEL CAJÓN
*CORTE DE ACORDO COM A ALTURA DA CAIXA
*A COUPER SELON LA HAUTEUR DU COFFRE

SOLE 22 H30

SOLE 22 H40